



Magento Category Password Limit

V1.x for M1

User Guide / *SunflowerBiz*

Table of Contents

1. Installation
2. Set Password for Category
3. Category Password in Front
4. Search Password Protected Product
5. Notifications



Email: yolanda_twx@hotmail.com

Web: www.sunflowerbiz.com

Profile: www.freelancer.com/u/SunflowerBiz.html

Installation:

- Please disable compilation before install.**
- Upload folder /app/ to your site.**
- Login admin again.**
- Refresh cache if you are using mangeto cache.**
- Enable 'Category Password' in admin->system->configuration->catalog**



Email: yolanda_txw@hotmail.com

Web: www.sunflowerbiz.com

Profile: www.freelancer.com/u/SunflowerBiz.html

Set Password for Category

Set password for each category in admin->Catalog->Manage Categories
->Category Password

 Test Category 1 (ID: 3)

General Information

Display Settings

Custom Design

Category Products

Category F

Category Password

Category Password in Front

After you set password for each category or subcategory, it will ask you to enter password to view the specific category or subcategory in front.

TEST PASSWORD CATEGORY

ORY

TEST PASSWORD CATEGORY

Please enter password to view this category

SUBMIT

QUICK LINKS

[SITE MAP](#)

[SEARCH TERMS](#)

[ADVANCED SEARCH](#)

ACCOUNT

[MY ACCOUNT](#)

[ORDERS AND RETURNS](#)

Search Password Protected Product

When you search any product under password protected category, it will display the product in search result. But when you are trying to visit product page, it will redirect you to the password protected category page and ask you to enter password to view the category.

TEST CATEGORY 1 TEST PASSWORD CATEGORY



HOME / SEARCH RESULTS FOR: 'TEST3'


SHOP BY

CATEGORY

[Test password category](#)
(1)

SEARCH RESULTS FOR 'TEST3'

SORT BY: ↓ VIEW AS:  



TEST3
\$200.00

[ADD TO CART](#)

[Add to Wishlist](#)
[Add to Compare](#)

Note: if one product is under multi-categories/subcategories, please make sure you set password for all related categories/subcategories, otherwise the product will not be password protected.

Session Time

This module uses magento system session to record password. Within the session time, customers don't need to enter password again.

You can set your magento system session time in
System->Configuration->Advanced->Admin->Security->Session Lifetime

Notifications

- 1. Support Magento 1.5.x-1.9.x**
- 2. Support Magento Community and Enterprise.**
- 3. If one product is under multi categories, it will be protected only if you set password to all related categories.**



Email: yolanda_txw@hotmail.com

Web: www.sunflowerbiz.com

Profile: www.freelancer.com/u/SunflowerBiz.html